

A satellite orbit drift in binary near-Earth asteroids (66391) 1999 KW4 and (88710) 2001 SL9 — Indication of the BYORP effect

P. Scheirich ^{a,*}, P. Pravec ^a, P. Kušnirák ^a, K. Hornoch ^a,
J. McMahon ^b, D. J. Scheeres ^b, D. Čapek ^a, D. P. Pray ^c,
H. Kučáková ^a, A. Galád ^d, J. Vraštil ^a, Yu. N. Krugly ^e,
N. Moskovitz ^f, R. S. McMillan ^g, J. A. Larsen ^{g,h},
M. J. Brucker ^g, A. F. Tubbiolo ^g, W. R. Cooney ⁱ, J. Gross ⁱ,
D. Terrell ^{i,j}, O. Burkhonov ^k, P. Fatka ^a, R. Durkee ^ℓ,
E. Schunova ^m, R. Ya. Inasaridze ^{n,o}, N. M. Gaftonyuk ^p

^a*Astronomical Institute, Academy of Sciences of the Czech Republic, Fričova 1,
CZ-25165 Ondřejov, Czech Republic*

^b*Department of Aerospace Engineering Sciences, The University of Colorado at
Boulder, Boulder, CO, USA*

^c*Sugarloaf Mountain Observatory, South Deerfield, MA, USA*

^d*Modra Observatory, Department of Astronomy, Physics of the Earth, and
Meteorology, FMPI UK, Bratislava SK-84248, Slovakia*

^e*Institute of Astronomy of Kharkiv National University, Sumska Str. 35, Kharkiv
61022, Ukraine*

^f*Lowell Observatory, 1400 W Mars Hill Road, Flagstaff, AZ 86001, USA*

^g*Lunar and Planetary Laboratory, University of Arizona, 1629 East University
Boulevard, Tucson, AZ 85721, USA*

^h*U.S. Naval Academy, Annapolis, MD, USA*

ⁱ*Sonoita Research Observatory, 77 Paint Trail, Sonoita, AZ 85637, USA*

^j*Department of Space Studies, Southwest Research Institute, Boulder, CO 80302,
USA*

^k*Ulugh Beg Astronomical Institute, Astronomicheskaya Street 33, 100052
Tashkent, Uzbekistan*

^ℓ*Shed of Science South Observatory, Pontotoc, TX, USA*

^m*University of Hawaii, Honolulu, HI, USA*

ⁿ*Kharadze Abastumani Astrophysical Observatory, Ilya State University,
K. Cholokashvili Avenue 3/5, Tbilisi 0162, Georgia*

^o*Samtskhe-Javakheti State University, Rustaveli Street 113, Akhaltsikhe 0080,
Georgia*

^p*Crimean Astrophysical Observatory of Russian Academy of Sciences, 298409
Nauchny, Ukraine*

Proposed running head: XXXX

Editorial correspondence to:
Peter Scheirich, Ph.D.
Astronomical Institute AS CR
Fričova 1
Ondřejov
CZ-25165
Czech Republic
Phone: 00420-323-620115
Fax: 00420-323-620263
E-mail address: petr.scheirich@gmail.com

Abstract

We obtained thorough photometric observations of two binary near-Earth asteroids (66391) Moshup = 1999 KW4 and (88710) 2001 SL9 from June 2000 to June 2019. We modeled the data and derived physical and dynamical properties of the binary systems. For (66391) 1999 KW4, we derived its mutual orbit's pole, semimajor axis and eccentricity that are in agreement with radar-derived values (Ostro et al. [2006]. *Science*, 314, 1276–1280). However, we found that the data are inconsistent with a constant orbital period and we obtained unique solution with a quadratic drift of the mean anomaly of the satellite of -0.65 ± 0.16 deg/yr² (all quoted uncertainties correspond to 3σ). This means that the semimajor axis of the mutual orbit of the components of this binary system increases in time with a mean rate of 1.2 ± 0.3 cm/yr.

For (88710) 2001 SL9, we determined that the mutual orbit has a pole within $\sim 10^\circ$ of $(302^\circ, -73^\circ)$ in ecliptic coordinates, and is close to circular (eccentricity < 0.07). The data for this system are also inconsistent with a constant orbital period and we obtained two solutions for the quadratic drift of the mean anomaly: 2.8 ± 0.2 and 5.2 ± 0.2 deg/yr², implying that the separation of the components decreases in time with a mean rate of -2.8 ± 0.2 or -5.1 ± 0.2 cm/yr for the two solutions, respectively.

The expanding orbit of (66391) 1999 KW4 may be explained by mutual tides interplaying with binary YORP (BYORP) effect (McMahon, J., Scheeres, D. [2010]. *Icarus* 209, 494-509). However, a modeling of the BYORP drift using radar-derived shapes of the binary components predicted a much higher value of the orbital drift than the observed one. It suggests that either the radar-derived shape model of the secondary is inadequate for computing the BYORP effect, or the present theory of BYORP overestimates it. It is even possible that the BYORP coefficient has actually an opposite sign than predicted; in such case, the system may be moving into an equilibrium between the BYORP and the tides.

In the case (88710) 2001 SL9, the BYORP effect is the only known physical mechanism that can cause the inward drift of its mutual orbit.

Together with a binary (175706) 1996 FG3 with the long-term mean anomaly drift consistent with zero, implying a stable equilibrium between the BYORP effect and mutual body tides (Scheirich et al. [2015]. *Icarus* 245, 56-63), we now have three distinct cases observed. That might indicate a presence of all three states – equilibrium, expanding and contracting – among the population of near-Earth binary asteroids.

Key words: Asteroids, dynamics; Near-Earth objects; Photometry

* Corresponding author. Fax: +420 323 620263.

Email address: petr.scheirich@gmail.com (P. Scheirich).

1 Introduction

Binary asteroids exhibit interesting internal dynamics driven by thermal emission from irregularly shaped components, but there is only one study constraining its limits based on direct measurements so far. Scheirich et al. (2015) found an upper limit on drift of the mutual orbit of binary near-Earth asteroid (175706) 1996 FG3, that is consistent with the theory of Jacobson and Scheeres (2011a) of that synchronous binary asteroids are in a state of stable equilibrium between binary YORP (BYORP) effect (which is a secular change of the mutual orbit of the components of a binary asteroid due to the emission of thermal radiation from asymmetric shapes of the components) and mutual body tides. In this paper, we present a comprehensive analysis of mutual orbit drifts in two well-observed binary near-Earth asteroids (NEAs).

The NEA (66391) Moshup = 1999 KW4 was discovered by Lincoln Near-Earth Asteroid Research in Socorro, New Mexico, on 1999 May 20. Its binary nature was revealed by Benner et al. (2001). We obtained thorough photometric observations for it in six apparitions from 2000 to 2019. Since the asteroid was named only recently and its original designation 1999 KW4 is well-known to the asteroid science community, we use it throughout this paper.

The NEA (88710) 2001 SL9 was discovered by Near-Earth Asteroid Tracking at Palomar on 2001 September 18. Its binary nature was revealed by Pravec et al. (2001). We obtained thorough photometric observations for it in five apparitions from 2001 to 2015.

Among binary NEAs observed so far, our photometric datasets for these three systems (together with 1996 FG3) are the longest coverages obtained, providing a unique opportunity to study an evolution of the mutual orbits of components of small binary asteroids.

The structure of this paper is as follows. In Section 2, we present a model of the mutual orbit of the components of 1999 KW4 and 2001 SL9 constructed from our complete photometric datasets. Then in Sections 3 and 4, we summarize our results with already known parameters of the two binaries. In Section 5, we then discuss implications of the observed characteristics, especially on the BYORP theory, from the derived drifts of the mutual orbits.

2 Mutual orbit models of 1999 KW4 and 2001 SL9

2.1 Observational data

Table 1

Observations of (66391) 1999 KW4

Time span	No. of nights	Telescope	References
2000-06-19.0 to 2000-06-29.0	5	0.65-m Ondřejov	P06
2001-06-03.2 to 2001-06-20.9	7	0.41-m River Oaks	P06
	4	0.65-m Ondřejov	P06
2016-06-07.9 to 2016-06-22.3	6	0.65-m Ondřejov	This work
	6	0.5-m Sugarloaf Mountain	This work
2017-06-01.8 to 2017-06-27.0	8	0.65-m Ondřejov	This work
	6	0.5-m Sugarloaf Mountain	This work
2018-06-05.9 to 2018-06-18.9	9	0.65-m Ondřejov	This work
2019-05-31.1 to 2019-06-09.2	6	1.8-m Spacewatch	This work
	6	0.65-m Ondřejov	This work
	5	0.5-m Sonoita	This work
	3	0.5-m Sugarloaf Mountain	This work
	3	0.5-m Shed of Science South	This work

Reference: P06 (Pravec et al., 2006)

Table 2

Observations of (88710) 2001 SL9

Time span	No. of nights	Telescope	References
2001-10-10.9 to 2001-10-21.3	7	0.65-m Ondřejov	P06
	2	0.5-m Palmer Divide	P06
2012-09-11.9 to 2012-11-15.4	4	1.54-m La Silla	This work
	4	1.5-m Maidanak	This work
2013-10-12.0 to 2013-12-05.1	7	1.54-m La Silla	This work
	2	0.7-m Abastumani	This work
	1	1.0-m Simeiz	This work
2014-10-18.0 to 2014-10-26.1	4	1.54-m La Silla	This work
2015-07-09.2 to 2015-08-17.3	6	XXXX-m Lowell	This work
	3	2.2-m U. Hawaii	This work

Reference: P06 (Pravec et al., 2006)

The data used in our analysis, obtained during six and five apparitions for 1999 KW4 and 2001 SL9, respectively, are summarized in Tables 1 and 2. The references and descriptions of observational procedures of the individual observatories are summarized in Table 3.

The data were reduced using the standard technique described in Pravec et al.

Table 3

Observational stations

Telescope	Observatory	References for observational and reduction procedures
XXXX-m Lowell	Lowell Observatory, Arizona	XXXX
2.2-m U. Hawaii	Mauna Kea, Hawaii	XXXX
1.8-m Spacewatch	Spacewatch, Arizona	XXXX
1.54-m La Silla	La Silla, European Southern Observatory, Chile	P14
1.0-m Simeiz	Simeiz, Crimea	XXXX
0.7-m Abastumani	Abastumani, Georgia	XXXX
0.65-m Ondřejov	Ondřejov, Czech Republic	P06
0.5-m Sugarloaf Mountain	Sugarloaf Mountain Observatory, Massachusetts	XXXX
0.5-m Sonoita	Sonoita Research Observatory, Arizona	XXXX
0.5-m Palmer Divide	Palmer Divide Observatory, Colorado	P06
0.5-m Shed of Science South	Shed of Science South Observatory, Texas	XXXX
0.41-m River Oaks	River Oaks Observatory, Texas	P06

References: P06 (Pravec et al., 2006), P14 (Pravec et al., 2014),

(2006). By fitting a two-period Fourier series to data points outside mutual (occultation or eclipse) events, the rotational lightcurves of the primary (short-period) and the secondary (long-period), which are additive in intensities, were separated. The long-period component containing the mutual events and the secondary rotation lightcurve is then used for subsequent numerical modeling.

2.2 Numerical model

We constructed models of the two binary asteroids using the technique of Scheirich and Pravec (2009) that was further developed in Scheirich et al. (2015). In following, we outline the basic points of the method, but we refer the reader to the 2009 and 2015 papers for details of the technique.

The shapes of the binary asteroid components were represented with ellipsoids, orbiting each other on a Keplerian orbit with apsidal precession and allowing for a quadratic drift in mean anomaly. The primary was modeled as an oblate spheroid, with its spin axis assumed to be normal to the mutual orbital plane of the components (i.e., assuming zero inclination of the mutual orbit). The shape of the secondary was modeled as a prolate spheroid in synchronous rotation, with its long axis aligned with the centers of the two bodies (i.e., assuming zero libration). The shapes were approximated with 1016 and 252 triangular facets for the primary and the secondary, respectively. The components were assumed to have the same albedo. The brightness of the system as seen by the observer was computed as a sum of contributions from all visible facets using a ray-tracing code that checks which facets are occulted by or are in shadow from the other body. A combination

of Lommel-Seeliger and Lambert scattering laws was used (see, e.g., Kaasalainen et al., 2002).

The quadratic drift in mean anomaly, ΔM_d , was fitted as an independent parameter. It is the coefficient in the second term of the expansion of the time-variable mean anomaly:

$$M(t) = M(t_0) + n(t - t_0) + \Delta M_d(t - t_0)^2, \quad (1)$$

where

$$\Delta M_d = \frac{1}{2}n, \quad (2)$$

where n is the mean motion, t is the time, and t_0 is the epoch. ΔM_d was stepped from -15 to $+15$ deg/yr² in the case of 1999 KW4 and from -9 to $+39$ deg/yr² in the case of 2001 SL9 and all other parameters were fitted at each step.¹

To reduce the complexity of the model, we estimated upper limits on the eccentricity of the mutual orbits by fitting the data from the best covered apparitions: the 2001 apparition for 1999 KW4 and the 2013 apparition for 2001 SL9. The model includes a precession of the line of apsides. The pericenter drift rate depends on the polar flattening of the primary (see Murray and Dermott, 1999, Eq. (6.249)), but as the polar flattenings are poorly constrained from the data (see Tables 4 and 5), we instead fit the drift rate as an independent parameter. Its initial values were stepped in a range from zero to $25^\circ/\text{day}$. This range encompassed all plausible values for the flattening of the primaries and other parameters of the systems.

Since we found that the upper limits on eccentricity were low, in further modeling of the data from all apparitions together, we set the eccentricity equal to zero for simplicity and efficiency. This assumption had a negligible effect on the accuracy of other derived parameters of the models.

Across all observations, we found a unique solution for the system parameters except for an ambiguity in the quadratic drift in mean anomaly and the orbital period of 2001 SL9, see Tables 4 and 5. We describe and discuss these parameters in Sections 3 and 4. Plots of the RMS residuals (root mean square of observed magnitudes minus the values calculated from the model) vs ΔM_d are shown in Figs. 1 and 2. In order to save computing time, the plots were constructed using spherical shapes of both components. However, neighborhoods of local minima were then revisited using ellipsoidal shapes in order to improve the fit.

For 1999 KW4, the RMS residuals of the two best local minima obtained using the spherical shapes (with ΔM_d of -0.65 and -1.3 deg/yr²) were 0.0307 and 0.0320

¹ ΔM_d of 2001 SL9 was sampled on the larger interval because in our initial modeling runs, there appeared possible solutions at high positive ΔM_d values. Therefore, we expanded the interval in order to examine them; there turned out to be no significant solution at high ΔM_d finally.

mag, respectively. The fits improved to 0.0251 and 0.0266 mag using the ellipsoidal shapes. The fit is significantly poorer for the latter solution. The former solution provides a satisfactory fit to the data and it is accepted as real solution for the binary asteroid parameters.

For 2001 SL9, the RMS residuals of the five best local minima obtained using the spherical shapes (with ΔM_d of 2.8, 5.2, 7.6, 4.0 and 0.5 deg/yr²) were 0.0238, 0.0238, 0.0245, 0.0246 and 0.0248 mag, respectively. The fits improved to 0.0236, 0.0236, 0.0243, 0.0245 and 0.0245 mag using the ellipsoidal shapes; the marginal improvement is due to that the secondary of 2001 SL9 is not prominently elongated. The first two solutions provide satisfactory fit to the data; one of them is a real solution for the binary asteroid parameters, but we cannot resolve this ambiguity with the available data. The other three solutions with the higher RMS residuals provide significantly poorer fits to the data and they do not appear real.

Figures 4 and 8 show the quadratic drift in the mean anomaly with respect to a solution with constant orbital period. Examples of the long-period component data together with the synthetic lightcurves of the best-fit solutions are presented in Figs. 3 and 7. Uncertainty areas of the orbital poles are shown in Figs. 5 and 9.

We estimated realistic uncertainties of the fitted parameters using the procedure described in Scheirich and Pravec (2009). For each parameter, we obtained its admissible range that corresponds to a $3\text{-}\sigma$ uncertainty.

3 Parameters of (66391) 1999 KW4

In this section, we summarize the best-fit model parameters of the binary system (66391) 1999 KW4 and overview previous publications. The parameters are listed in Table 4.

In the first part of the table, we present data derived from optical and spectroscopic observations of the system. H_V and G are the mean absolute magnitude and the phase parameter of the H - G phase relation (Bowell et al., 1989). p_V is the visual geometric albedo.

XXXX - spectral class: Appendix.

In the next two parts of Table 4, we give parameters for the components of the binary. The indices 1 and 2 refer to the primary and the secondary, respectively.

$D_{i,C}$ is the cross-section equivalent diameter, i.e., the diameter of a sphere with the same cross section, of the i -th component at the observed aspect. Since the aspect is changing over time, the given value is an average over all lightcurve sessions. To quantify the mean aspect we used an astero-centric latitude of a Phase Angle Bisector (PAB), which is the mean direction between the heliocentric and geocentric directions to the asteroid. As discussed in Harris et al. (1984), this is an approximation for the effective viewing direction of an asteroid observed at non-zero solar phase. The average absolute value of the astero-centric latitude of the PAB (computed using the nominal pole of the mutual orbit, assumed to be the rotational pole of both components) was 27 deg.

$D_{i,V}$ is the volume equivalent diameter, i.e., the diameter of a sphere with the same volume, of the i -th component.

$D_{2,C}/D_{1,C}$ is the ratio between the cross-section equivalent diameters of the components. P_i is the rotational period of the i -th component.

An analysis of the best subset of data for the secondary rotation taken from 2018-06-07.9 to -11.0 gave a formal best-fit estimate for the secondary rotation period of 17.53 ± 0.12 h (3σ ; this includes also a synodic-sidereal difference uncertainty). This agrees with the mutual orbit period, within the error bar. Considering that all the observed secondary lightcurve minima coincide with or lie close to the mutual events—small differences may be due to a phase effect or secondary libration—, it is very likely that the secondary is in synchronous rotation. We therefore assume that P_2 is equal to the orbital period (see Table 4).

$(A_1 B_1)^{1/2}/C_1$ is a ratio between the mean equatorial and the polar axes of the primary. A_i/B_i is a ratio between the equatorial axes of the i -th component (equatorial elongation). $\rho_1 = \rho_2$ are the bulk densities of the two components, which we assumed to be the same in our modeling.

Most of the quantities were parameters of our model given in Section 2.2 and we derived them from our observations.

Table 4

Properties of binary asteroid (66391) 1999 KW4.

Parameter	Value	Unc.	Reference
Whole system:			
H_V	16.74 ± 0.22	1σ	This work
G	$(0.24 \pm 0.11)^a$	1σ	This work
p_V	0.162 ± 0.034	1σ	This work
Taxon. class	Q		This work
Primary:			
$D_{1,C}$ (km)	1.367 ± 0.041^b	1σ	From O06
$D_{1,V}$ (km)	1.317 ± 0.040	1σ	O06
P_1 (h)	2.7645 ± 0.0003	1σ	O06
$(A_1 B_1)^{1/2}/C_1$	$\leq 1.6^c / 1.17 \pm 0.15$	3σ	This work / O06
A_1/B_1	1.04 ± 0.04	1σ	O06
ρ_1 (g cm $^{-3}$)	$1.3^{+0.7}_{-0.4} / 1.97 \pm 0.72$	3σ	This work / O06
Secondary:			
$D_{2,C}/D_{1,C}$	0.42 ± 0.03^d	3σ	This work
$D_{2,C}$ (km)	0.574 ± 0.066	3σ	This work
$D_{2,V}$ (km)	$(0.59 \pm 0.04)^e$	1σ	This work
P_2 (h)	$(17.46)^f$		This work
A_2/B_2	$1.3^{+0.3}_{-0.1}$	3σ	This work
Mutual orbit:			
$a/(A_1 B_1)^{1/2}$	1.7 ± 0.2	3σ	This work
a (km)	2.548 ± 0.015	1σ	O06
(L_P, B_P) (deg.)	$(329.6, -62.3) \pm (12 \times 4)^g$	3σ	This work
P_{orb} (h)	17.45763 ± 0.00004^h	3σ	This work
e	≤ 0.006	3σ	O06
ΔM_d (deg/yr 2)	-0.65 ± 0.16	3σ	This work
\dot{P}_{orb} (h/yr)	0.00013 ± 0.00003	3σ	This work
\dot{a} (cm/yr)	1.2 ± 0.3	3σ	This work

References: O06 (Ostro et al., 2006)

^a The range of high solar phase angles covered by the observations did not allow to determine the G parameter. We assumed the mean G value for S-complex asteroids (Warner et al., 2009).

^b Derived from the primary shape model by O06 and for the average observed aspect. See text for details.

^c The formal best-fit value is 1.1.

^d This is a ratio of the cross-section equivalent diameters for the average observed aspect. See text for details.

^e Derived using the shape model of the secondary from O06 rescaled by 130%. See text for details.

^f The secondary appears to be in synchronous rotation. See text for details.

^g These are the semiaxes of the uncertainty area; see its actual shape in Fig. 5.

^h The P_{orb} value for epoch JD 2455305.0, for which P_{orb} and ΔM_d do not correlate.

The cross-section and volume equivalent diameters of the primary were derived using the shape model of the primary from Ostro et al. (2006). Assuming its rotational pole is the same as the mutual orbital pole (see below), we computed its rotationally averaged cross-section for each lightcurve session and presented the mean value over all sessions. Its 1σ uncertainty was computed using the uncertainties of the dimensions of the primary from Ostro et al.

$D_{1,V}$ was taken from Table 2 of Ostro et al.

$D_{2,V}$ was derived using the shape model of the secondary by Ostro et al. (2006), rescaled to 130% of its original size to match mutual events' depths from our data (see below). Its 1σ uncertainty is a formal value taken from Table 2 of Ostro et al. (2006), but the real uncertainty may be higher because of uncertainties of the secondary radar shape model (Lance Benner, personal communication).

In the last part of Table 4, we summarize the parameters of the mutual orbit of the binary components. a is the semimajor axis, L_P, B_P are the ecliptic coordinates of the orbital pole in the equinox J2000, e is the orbit eccentricity (only the upper limit was derived), and ΔM_d is the quadratic drift in mean anomaly. Since the orbital period P_{orb} is changing in time, the value presented in Table 4 is valid for epoch JD 2455305.0. For this epoch, which is approximately the mean time of all observed events, a correlation between P_{orb} and ΔM_d is zero. We also give the time derivatives of the orbital period and the semimajor axis, derived from ΔM_d .

Although the orbit of 1999 KW4 crosses those of Earth, Venus and Mercury, according to JPL HORIZONS system the asteroid experienced only four close approaches to Earth between 2000 and 2019. The approaches took place in May 2001, May 2002, May 2018 and May 2019 at distances of 0.032, 0.089, 0.078 and 0.035 AU, respectively. Since the observed mutual orbital period increase is based on the observations at six effective epochs (apparitions), we can rule out planetary-tug effects as a potential mechanism for the increase.

The uncertainty area of the orbital pole is shown in Fig. 5. The size of the area shrinks with increasing the flattening of the primary $(A_1 B_1)^{1/2}/C_1$. To demonstrate the effect, we constrained the orbital pole uncertainties using three fixed values of the flattening (1.0, 1.2 and 1.4) and plotted the respective areas in the figure.

The uncertainties of the mutual semimajor axis and flattening of the primary are the main sources of the uncertainty of the bulk density of the system. In addition to that, the uncertainties of the two parameters are not independent. We therefore stepped a and $(A_1 B_1)^{1/2}/C_1$ on a grid (while all other parameters were fitted at each step) to obtain an uncertainty area of both parameters together. The area is shown in Fig. 6 with values of the bulk density for each combination of the parameters indicated.

The mutual orbit and shapes of the binary asteroid components of 1999 KW4 were modeled by Ostro et al. (2006) with radar observations taken in 2001. They report the size of the primary to be close to a tri-axial ellipsoid with axes $1417 \times 1361 \times 1183$ m (1σ uncertainties of $\pm 3\%$), and the secondary to be a tri-axial ellipsoid

with axes $595 \times 450 \times 343$ m (1σ uncertainties of $\pm 5\%$). The dimensions given are extents of dynamically equivalent equal-volume ellipsoid (DEEVE; a homogeneous ellipsoid having the same moment-of-inertia ratios and volume as the shape model).

They also found the parameters of the mutual orbit to be as follows: orbital period $P_{\text{orb}} = 17.422 \pm 0.036$ h, semimajor axis $a = 2548 \pm 15$ m, eccentricity $e = 0.0004 \pm 0.0019$, pole direction in ecliptic coordinates: $L_P = 325.8 \pm 3.5$ deg, $B_P = -61.8 \pm 1.2$ deg (uncertainties correspond to 1σ).

To compare our results with the values from Ostro et al. (2006), we computed $(A_1 B_1)^{1/2}/C_1$ and $a/(A_1 B_1)^{1/2}$ using their DEEVE for the primary and their semimajor axis of the mutual orbit. The result is plotted as a solid point in Fig. 6 with 1σ error bars.

There is one significant discrepancy between our results and those by Ostro et al. (2006): We obtained a significantly larger secondary-to-primary size ratio. To compare their result with our, we computed a mean (rotationally averaged) cross-section ratio from the component shapes by Ostro et al. (2006): $(D_{2,C}/D_{1,C})_{\text{radar}} = 0.34 \pm 0.02$ (1σ) at the same mean aspect as our observations (asterocentric latitude of the Phase Angle Bisector, $B_{\text{PAB}} = 27$ deg). The value is significantly lower than our $D_{2,C}/D_{1,C} = 0.42 \pm 0.03$ (3σ).

To look more into the discrepancy between the secondary-to-primary size ratios by Ostro et al. (2006) and by us, we performed following test. Using the shape models of both components from Ostro et al. and the orbital parameters from Table 4, we generated a synthetic long-period component of the lightcurve. We then increased the size of the secondary until the depths of the secondary events (occultations and eclipses of the secondary) matched the observed event depths. We obtained a match when we increased the secondary axes by Ostro et al. (2006) to 130% of their original values. This is even slightly greater than $0.42/0.34 \doteq 124\%$ because in this test the actual light scattering model was used for calculating the synthetic lightcurve, which models the scattering from non-spherical component shapes at the high solar phases and it is more precise than simply comparing the estimated mean cross-sections above. We note that replacing the parameters of the mutual orbit with those derived by Ostro et al. did not change the result.

We discussed this issue with Lance Benner and we received following information: “The dimensions of the secondary might be underestimated by Ostro et al. (2006) because the radar images were obtained at relatively coarse range and Doppler resolutions and at modest signal-to-noise ratios. Consequently, it is plausible that the trailing edge of the secondary in the radar images were less than would be detected if the SNRs were substantially higher.” (Lance Benner, personal communication.)

4 Parameters of (88710) 2001 SL9

In this section, we summarize the best-fit model parameters of the binary system (88710) 2001 SL9 and overview previous publications. The parameters are listed in Table 5.

The notation of the values in the table and their uncertainties are the same as in Table 4 (see Section 3).

The average absolute value of the astero-centric latitude of the PAB (computed using the nominal pole of the mutual orbit, assumed to be the rotation pole of both components) was 11 deg; we observed the asteroid close to equator-on.

Three works were published reporting spectroscopic observations of 2001 SL9 in the visual and near-infrared spectral range: Lazzarin et al. (2004, 2005) and Pajuelo et al. (2018). Based on moderate slope and broad $1\mu\text{m}$ and $2\mu\text{m}$ absorption bands, Lazzarin et al. (2004) and (2005) classified 2001 SL9 as an Sr and Q type, respectively. Pajuelo et al. found that the taxonomic types that fit their NIR spectrum are Sr, S and Sq, with Sr being the best fit.

From the measured H_V and assuming the mean albedo for S-complex asteroids (Pravec et al., 2012), we estimated the effective diameter of the system D_{eff} at the observed (near equator-on) aspect.

A rotational state of the secondary is particularly important for the interpretations we present in Section 5. However, as an amplitude of secondary rotation lightcurve is very low, we could not derive its rotation period from the available data. It appears that the secondary is nearly spheroidal with low equatorial elongation.

Pravec et al. (2016) showed that asynchronous secondaries are absent among observed binary systems with close orbits ($a/D_1 \lesssim 2.2$, $P_{\text{orb}} \lesssim 20$ h). They also pointed out that asynchronous secondaries are typically observed on eccentric orbits. Based on that, the parameters of the mutual orbit of 2001 SL9 (a close orbit with low or zero eccentricity) and the fact that the secondary spin relaxation is typically faster than the orbit circularization (Goldreich and Sari, 2009), we assume that the secondary of 2001 SL9 is in synchronous rotation, i.e., its rotation period is the same as the orbit period.

Earlier work where some of the binary parameters were derived is Pravec et al. (2006). Their values are generally in agreement with our current best estimated parameters, but they did not perform a modeling in order to get parameters of the mutual orbit.

(88710) 2001 SL9 appears to be a typical near-Earth binary asteroid according to its basic parameters. Its bulk density of $\sim 1.8 \text{ g cm}^{-3}$ is in good agreement with its rocky taxonomical class. The normalized total angular momentum content of 2001 SL9 is $\alpha_L = 1.1 \pm 0.2$ ($1\text{-}\sigma$ uncertainty), i.e., in the range 0.9–1.3 for small near-Earth and main belt asteroid binaries and exactly as expected for the proposed formation of small binary asteroids by fission of critically spinning rubble-

Table 5

Properties of binary asteroid (88710) 2001 SL9.

Parameter	Value	Unc.	Reference
Whole system:			
H_V	17.98 ± 0.02	1σ	This work
G	0.34 ± 0.03	1σ	This work
$V - R$	0.457 ± 0.010	1σ	This work
D_{eff} (km)	0.75 ± 0.10^a	1σ	This work
Taxon. class	Sr, Q		P18, L05
Primary:			
$D_{1,C}$ (km)	0.73 ± 0.32	3σ	This work
$D_{1,V}$ (km)	0.77 ± 0.34	3σ	This work
P_1 (h)	2.4004 ± 0.0002	1σ	P06
$(A_1 B_1)^{1/2}/C_1$	$\leq 2.2^b$	3σ	This work
A_1/B_1	1.07 ± 0.01	1σ	PH07
$\rho_1 = \rho_2$ (g cm $^{-3}$)	$1.8^{+2.5}_{-0.5}$	3σ	This work
Secondary:			
$D_{2,C}/D_{1,C}$	0.24 ± 0.02	3σ	This work
$D_{2,C}$ (km)	0.18 ± 0.08	3σ	This work
$D_{2,V}$ (km)	$(0.18 \pm 0.08)^c$	3σ	This work
P_2 (h)	$(16.40)^d$		
A_2/B_2	≤ 1.2	3σ	This work
Mutual orbit:	Solution		
$a/(A_1 B_1)^{1/2}$	1.75 ± 0.3	3σ	This work
(L_P, B_P) (deg.)	$(302, -73) \pm (10 \times 4)^e$	3σ	This work
P_{orb} (h)	1. 16.4022 ± 0.0002^f	3σ	This work
	2. 16.4027 ± 0.0002^f		
e	≤ 0.07	3σ	This work
ΔM_d (deg/yr 2)	1. 2.8 ± 0.2	3σ	This work
	2. 5.2 ± 0.2		
\dot{P}_{orb} (h/yr)	1. -0.00048 ± 0.00003	3σ	This work
	2. -0.00089 ± 0.00004		
\dot{a} (cm/yr)	1. -2.8 ± 0.2	3σ	This work
	2. -5.1 ± 0.2		

References: L05 (Lazzarin et al., 2005), P18 (Pajuelo et al., 2018), P06 (Pravec et al., 2006), PH07 (Pravec and Harris, 2007).

^a From the derived H_V and assumed $p_V = 0.20 \pm 0.05$ that is the mean albedo for S-complex asteroids (Pravec et al., 2012).

^b The formal best-fit value is 1.7.

^c Assuming a spherical shape of the secondary.

^d The secondary is assumed to in synchronous rotation. See text for details.

^e These are the semiaxes of the uncertainty area; see its actual shape in Fig. 9.

^f These are the periods for epoch 2012-09-12.

pile progenitors (Pravec and Harris, 2007).

According to JPL HORIZONS system, the closest Earth, Venus and Mars approaches of 2001 SL9 from 2001 to 2015 were 0.22, 0.13 and 0.36 AU, respectively. We can therefore rule out planetary-tug effects as a potential mechanism for the observed mutual orbital period decrease.

5 Implications for the BYORP effect

5.1 (66391) 1999 KW4 BYORP Modeling

McMahon and Scheeres (2010b) computed a BYORP coefficient, B , for the secondary shape of 1999 KW4 based on the model published by Ostro et al. (2006). The nominal coefficient was found to be $B_{nom} = 2.082 \times 10^{-2}$, and based on the other parameters of the system this produced a semimajor axis drift rate of approximately 7 cm/yr, according to the relationship

$$\dot{a}_B = \frac{2P_\Phi}{a_h^2 \sqrt{1 - e_h^2}} \frac{a^{3/2} R_{mean}^2}{m_s \sqrt{\mu}} B \quad (3)$$

where P_Φ is the solar radiation pressure constant, whose value is taken to be 10^{14} kg km/s²; a_h is the heliocentric orbit semimajor axis of 0.642 AU, and $e_h = 0.688$ is the heliocentric orbit eccentricity. The other values – binary orbit semimajor axis, a , secondary mass, m_s , binary gravitational parameter, μ can be obtained from Table 4. The secondary mean radius, R_{mean} was computed as average of vertices of the shape model of the secondary from Ostro et al., scaled up by 130%. The secondary mass can be expressed in terms of the estimated secondary volume, V_s and bulk density, ρ_s . The values are: $V_s = 0.108$ km³, $\mu = 131.5$ m³/s², $a = 2.361$ km, $R_{mean} = 0.284$.

For ρ_s we used a value of 1.97 g/cm³ – the density of the primary from Ostro et al., assuming that both components have the same density. The BYORP modeling with these newly estimated parameters gives $\dot{a} = 7.46$ cm/year, which is significantly larger than the estimated value.

Given the previous discussion of the uncertainty in the secondary shape from Ostro et al. (2006), and the fact that we find here an increase in size of approximately 30%, it is reasonable to assume that many details of the shape may not be accurately known. If the topography changes, the predicted BYORP coefficient will also change. To investigate this, we modeled the predicted BYORP effect for a suite of shapes similar to the KW4 secondary radar shape model from Ostro et al. (2006), to compute the likely range of values for the BYORP effect, using the computational model of McMahon and Scheeres (2010a), which incorporates self-shadowing and secondary intersections of re-radiated energy. The shapes were changed by perturbing the vertices vertically using the random Gaussian spheroid method (Muinonen 2010). The vertical perturbations were set to approximate the size estimate accuracy given in Ostro et al. (2006) of 6% of the long axis, which comes out to 17.1 m for a 1σ radial dispersion. The correlation distances were set as 50 m (making small scale, “spiky” topography features), 150 m, and 300 m (smoother global variations in topography). The BYORP coefficients were computed for 90 such randomly perturbed shapes for each correlation distance.

The results of this process can be seen in Fig. 11. As can be seen, these drift rates are all still higher than the measured value. The associated BYORP coefficients range from $B_{min} = 7.701 \times 10^{-3}$ to $B_{max} = 3.323 \times 10^{-2}$.

One other parameter that is poorly constrained in Eq. 3 is the secondary density. In fact, while the previous computations assumed an equal density across both components, Ostro et al (2006) reported its large uncertainty. The effect of a variation in secondary density (with total system mass μ being held constant) can be seen in Fig. 12. It can be seen here that in order for the secondary density alone to modify the semimajor axis drift rate to match the measured value – even with the minimum BYORP coefficient seen – the secondary density would have to be approximately 3.6 g/cm^3 – significantly higher than Ostro’s estimate, and requiring a significantly more dense secondary than primary, but not impossible in terms of bulk density alone.

The total semimajor axis drift rate for a binary asteroid is governed by the interplay between BYORP and tides, however tides are always expansive for 1999 KW4. The tide induced semimajor axis drift rates can be computed (Jacobson and Scheeres, 2011) as

$$\dot{a}_T = 3 \frac{k_p}{Q} \left(\frac{\omega_d}{a_{rp}^{11/2}} \right) q \sqrt{1+q} \quad (4)$$

where the surface disruption spin limit for a sphere is given by

$$\omega_d = (4\pi G \rho / 3)^{1/2} \quad (5)$$

and q is the mass ratio, k_p is the tidal Love number of the primary, Q is the tidal dissipation number, and G is the gravitational constant, and $a_{rp} = a/(D_{1,V}/2)$ is the binary semimajor axis in units for primary radii. For the current estimate of 1999 KW4, $q = m_s/m_p = 0.090$, $\omega_d = 6.501 \times 10^{-4} \text{ rad/s}$, and the primary radius is taken to be $R_p = 0.6585 \text{ km}$. Q/k_p is a relatively unknown parameter for rubble pile asteroids, but two values have emerged from the literature: 2.7×10^7 (Taylor and Margot, 2010) and 2.4×10^5 (Scheirich et al. 2015). Using these two values as bounds, we find that the tide induced semimajor axis drift rate to range from 0.0126 - 1.413 cm/yr.

The semimajor axis drift rate from BYORP is also lowered if the secondary is librating significantly, however the lightcurve observations show little evidence of this, implying that if there is any libration it is small and the degradation in the drift rate would be minimal. Thus, the overall BYORP coefficient may be significantly lower than predicted from our direct geometric theory or have an opposite sign, implying that the system may be moving into an equilibrium.

5.2 (88710) 2001 SL9 BYORP Modeling

Unlike with 1999 KW4, there is no shape model available for the secondary of 2001 SL9, so that no informed forward modeling for the BYORP coefficient can be carried out. Instead, we compute the value of the BYORP coefficient that would produce the measured semimajor axis drift rates.

Given that the secondary is assumed to be in synchronous rotation while the primary is spinning much faster than the orbit period, the tides work to expand the semimajor axis. Thus, inward BYORP must overcome tides to achieve the measured semimajor axis rates. Due to the uncertainty in the Q/k , we report four possible BYORP coefficients for 2001 SL9 in Table 6 - one for each combination of drift rate and tidal parameters.

Table 6

Computed BYORP coefficient, B , for SL9 based on measured semimajor axis drift rates and possible Q/k values.

	B	
	$Q/k = 2.4 \times 10^5$	$Q/k = 2.7 \times 10^7$
$\dot{a} = -2.8 \text{ cm/yr}$	-6.057×10^{-3}	-6.173×10^{-3}
$\dot{a} = -5.1 \text{ cm/yr}$	-1.109×10^{-2}	-1.120×10^{-2}

Note that for 2001 SL9, $q = 0.0128$, $\omega_d = 7.094 \times 10^{-4} \text{ rad/s}$, and given the primary radius of 0.385 km ($= D_{1,V}/2$), we get $a_{rp} = 4.177$. It is important to point out that BYORP is the only known physical mechanism that can cause an inward semimajor axis drift rate, as measured here for 2001 SL9. The computed B coefficient magnitudes are in line with the modeled values for 1999 KW4, providing some confidence that the results are reasonable.

The results shown here, combined with the BYORP-tide equilibrium state detected for FG3 (Scheirich et al., 2015) does imply that BYORP effect seems to be real, but that we cannot adequately compute it as of yet. This inadequacy could either be from error in the shape models or a deficit in the theory.

5.3 Binary Yarkovsky force

Another effect affecting the magnitude of the mutual semimajor axis drift is the Yarkovsky force, which affects not only the motion of the center of mass of the whole binary system but also the relative motion of components. We computed the effect by a method described by Vokrouhlický et al. (2005). The shapes of the components were approximated by spheres represented by regular polyhedrons with 504 surface elements. The Yarkovsky accelerations \mathbf{f}_1 and \mathbf{f}_2 of both components were determined by numerical solution of the heat diffusion problem. The accelerations for the two components differ because of different sizes and spin rates. Moreover, they are affected by mutual shadowing of the components. Assuming zero eccentricity, the drift of the semimajor axis of the mutual orbit is $\dot{a} = 2/n \langle f_\tau \rangle$,

where n represents the mean motion and $\langle f_\tau \rangle$ is a heliocentric-orbit averaged value of $f_\tau = \mathbf{e}_\tau \cdot (\mathbf{f}_2 - \mathbf{f}_1)$ – a projection of the difference between the two Yarkovsky accelerations to the transversal direction of the relative motion \mathbf{e}_τ .

Without the mutual shadowing of the components the value of $\langle f_\tau \rangle$ would be zero. Therefore, the resulting mutual semimajor axis drift depends also on the orientation of the heliocentric and mutual orbits.

The Yarkovsky acceleration is less sensitive on the precise shape of the body, but it is more sensitive to its thermophysical parameters. The results for the semimajor axis drift are shown in Fig. 13. For the nominal solution of (66391) 1999 KW4 and the thermal inertia range $100\text{--}1000 \text{ J m}^{-2} \text{ s}^{-1/2} \text{ K}^{-1}$ (Delbo et al., 2015), the semimajor axis drift is between -4 mm and -8 mm per year. With the pole of mutual orbit inside the admissible area (see Fig. 5), the drift of mutual semimajor axis can differ by a factor of ~ 2 from the value for nominal solution.

In case of (88710) 2001 SL9, the Yarkovsky force has only negligible effect on the mutual semimajor axis drift. For the nominal parameters the drift is $\sim -1 \text{ mm/yr}$ (see Fig. 13). Depending on the orientation of the mutual orbit within its admissible area, the value can differ by a factor of ~ 2 .

6 Conclusions

The near-Earth asteroids (66391) 1999 KW4 and (88710) 2001 SL9 are among the best characterized small asteroid binary systems. They are typical members of the population of near-Earth asteroid binaries for most of its parameters. With the data from our photometric observations taken during six apparitions over the time interval of 18 years, and during five apparitions over almost 14 years, for (66391) and (88710), respectively, we constrained the long-term evolution of their binary orbits.

For (66391), we found that the semimajor axis of its mutual orbit is expanding with a rate of $1.2 \pm 0.3 \text{ cm/yr}$ (3σ). The observed drift is on the order of theoretical drift rate caused by mutual tides ($0.0126 - 1.413 \text{ cm/yr}$). However the predicted drift caused by the BYORP effect (7.46 cm/yr) is much higher than the observed value. Thus, the BYORP coefficient may be significantly lower than predicted from a direct geometric theory by McMahon and Scheeres (2010a) or have an opposite sign, implying that the system may be moving into an equilibrium.

For (88710), we found that the semimajor axis of its mutual orbit is shrinking with a rate of -2.8 ± 0.2 or $-5.1 \pm 0.2 \text{ cm/yr}$ (3σ). The BYORP effect is the only known physical mechanism that can cause an inward drift. Since there is no shape model available for the secondary, no forward modeling for the BYORP coefficient is possible. Instead, the BYORP coefficient can be computed from the measured drift rates. The computed coefficient magnitudes are similar to the modeled values for (66391) 1999 KW4, providing some confidence that the results are reasonable.

Acknowledgements

The work at Ondřejov Observatory was supported by the Grant Agency of the Czech Republic, Grant 17-00774S. Access to computing and storage facilities owned by parties and projects contributing to the National Grid Infrastructure MetaCentrum provided under the program "Projects of Large Research, Development, and Innovations Infrastructures" (CESNET LM2015042), and the CERIT Scientific Cloud LM2015085, is greatly appreciated.

References

- Benner, L.A.M., Ostro, S.J., Giorgini, J.D., Jurgens, R.F., Margot, J.-L., Nolan, M.C., 2001. 1999 KW4. IAU Circ. 7632.
- Binzel et al., Icarus 170, 259 (2004).
- Bottke, Jr., W. F., Vokrouhlický, D., Rubincam, D. P., Nesvorný, D., 2006. The Yarkovsky and Yorp Effects: Implications for Asteroid Dynamics. *Annual Review of Earth and Planetary Sciences*, 34, 157–191.
- Bowell, E., Hapke, B., Domingue, D., Lumme, K., Peltoniemi, J., Harris, A.W., 1989. Application of photometric models to asteroids. In: *Asteroids II*. Univ. Arizona Press, pp. 524–556.
- Chesley, S. R., Ostro, S. J., Vokrouhlický, D., Čapek, D., Giorgini, J. D., Nolan, M. C., Margot, J.-L., Hine, A. A., Benner, L. A. M., Chamberlin, A. B., 2003. Direct Detection of the Yarkovsky Effect by Radar Ranging to Asteroid 6489 Golevka. *Science*, 302, 1739–1742.
- Ćuk, M., Burns, J.A., 2005. Effects of thermal radiation on the dynamics of binary NEAs. *Icarus*, 176, 418–431.
- Delbo, M., Mueller, M., Emery, J. P., Rozitis, B., Capria, M. T., 2015. Asteroid Thermophysical Modeling. In: *Asteroids IV*. University of Arizona Press, pp. 107–128.
- Goldreich, P., Sari, R., 2009. Tidal Evolution of Rubble Piles. *Astroph. Journal*, 691, 54–60.
- Harris, A.W., Young, J.W., Scaltriti, F., Zappalà, V., 1984. Lightcurves and phase relations of the Asteroids 82 Alkmene and 444 Gyptis. *Icarus* 57, 251–258.
- Jacobson, S.A., Scheeres, D.J., 2011. Long-term Stable Equilibria for Synchronous Binary Asteroids. *ApJ Letters*, 736, L19.
- Kaasalainen, M., Mottola, S., Fulchignoni, M., 2002. Asteroid Models from Disk-integrated Data. In *Asteroids III*, ed. W. F. Bottke Jr., A. Cellino, P. Paolicchi, R. P. Binzel, University of Arizona Press, Tucson, pp. 139.
- Kaasalainen, M., Ďurech, J., Warner, B. D., Krugly, Y. N., Gaftonyuk, N. M., 2007.

- Acceleration of the rotation of asteroid 1862 Apollo by radiation torques. *Nature*, 446, 420–422.
- Lazzarin, M., Marchi, S., Barucci, M. A., Di Martino, M., Barbieri, C., 2004. Visible and near-infrared spectroscopic investigation of near-Earth objects at ESO: first results. *Icarus*, 169, 373–384
- Lazzarin, M., Marchi, S., Magrin, S., Licandro, J., 2005. Spectroscopic investigation of near-Earth objects at Telescopio Nazionale Galileo. *Monthly Notices of the Royal Astronomical Society*, 359, 1575–1582
- Lowry, S. C., Fitzsimmons, A., Pravec, P., Vokrouhlický, D., Boehnhardt, H., Taylor, P. A., Margot, J.-L., Galád, A., Irwin, M., Irwin, J., Kusnirák, P., 2007. Direct Detection of the Asteroidal YORP Effect. *Science*, 316, 272–274.
- McMahon, J., Scheeres, D., 2010a. Secular orbit variation due to solar radiation effects: a detailed model for BYORP. *Celestial Mechanics and Dynamical Astronomy*, 106, 261–300.
- McMahon, J., Scheeres, D., 2010b. Detailed prediction for the BYORP effect on binary near-Earth Asteroid (66391) 1999 KW4 and implications for the binary population. *Icarus*, 209, 494–509.
- Muinonen, K., 2010. Introduction to light scattering by Gaussian random particles. *Journal of Quantitative Spectroscopy & Radiative Transfer*, 111, 1745–1747
- Murray, C.D., Dermott, S.F., 1999. *Solar System Dynamics*. Cambridge University Press.
- Ostro, S.J., Margot, J.-L., Benner, L.A.M., Giorgini, J.D., Scheeres, D.J., Fahnestock, E.G., Broschart, S.B., Bellerose, J., Nolan, M.C., Magri, C., Pravec, P., Scheirich, P., Rose, R., Jurgens, R.F., De Jong, E.M., Suzuki, S., 2006. Radar Imaging of Binary Near-Earth Asteroid (66391) 1999 KW4. *Science*, 314, 1276–1280.
- Pajuelo, M., Birlan, M., Carry, B., DeMeo, F.E., Binzel, R.P., Berthier, J., 2018. Spectral properties of binary asteroids. *Monthly Notices of the Royal Astronomical Society* 477, 5590–5604
- Pravec, P., Kušnirák, P., Warner, B., 2001. 2001 SL9. *IAUC* 7742.
- Pravec, P., Scheirich, P., Kušnirák, P., Šarounová, L., Mottola, S., Hahn, G., Brown, P., Esquerdo, G., Kaiser, N., Krzeminski, Z., Pray, D.P., Warner, B.D., Harris, A.W., Nolan, M.C., Howell, E.S., Benner, L.A. M., Margot, J.-L., Galád, A., Holliday, W., Hicks, M.D., Krugly, Yu.N., Tholen, D., Whiteley, R., Marchis, F., Degraff, D.R., Grauer, A., Larson, S., Velichko, F.P., Cooney, W.R., Stephens, R., Zhu, J., Kirsch, K., Dyvig, R., Snyder, L., Reddy, V., Moore, S., Gajdoš, Š., Világi, J., Masi, G., Higgins, D., Funkhouser, G., Knight, B., Slivan, S., Behrend, R., Grenon, M., Burki, G., Roy, R., Demeautis, C., Matter, D., Waelchli, N., Revaz, Y., Klotz, A., Rieugné, M., Thierry, P., Cotrez, V., Brunetto, L., Kober, G., 2006. Photometric survey of binary near-Earth asteroids. *Icarus*, 181, 63–93.

Pravec, P., Harris, A.W., 2007. Binary asteroid population. 1: Angular momentum content. *Icarus* 190, 250-259.

Pravec, P., Scheirich, P., 2010. Binary System Candidates for Detection of BY-ORP. 42nd annual meeting of the Division for Planetary Sciences of the American Astronomical Society, Oct. 3 - Oct. 8, 2010, Pasadena, CA.

Pravec, P., Harris, A.W., Kušnirák, P., Galád, A., Hornoch, K. 2012. Absolute magnitudes of asteroids and a revision of asteroid albedo estimates from WISE thermal observations. *Icarus* 221, 365-387.

Pravec, P., Scheirich, P., Kušnirák, P., Hornoch, K., Galád, A., Naidu, S. P., Pray, D. P., Világi, J., Gajdoš, Š., Kornoš, L., Krugly, Y. N., Cooney, W. R., Gross, J., Terrell, D., Gaftonyuk, N., Pollock, J., Husárik, M., Chiorny, V., Stephens, R. D., Durkee, R., Reddy, V., Dyvig, R., Vraštil, J., Žižka, J., Mottola, S., Hellmich, S., Oey, J., Benishek, V., Kryszczyńska, A., Higgins, D., Ries, J., Marchis, F., Baek, M., Macomber, B., Inasaridze, R., Kvaratskhelia, O., Ayvazian, V., Rummyantsev, V., Masi, G., Colas, F., Lecacheux, J., Montaignut, R., Leroy, A., Brown, P., Krzeminski, Z., Molotov, I., Reichart, D., Haislip, J., LaCluyze, A., 2016. Binary asteroid population. 3. Secondary rotations and elongations. *Icarus*, 267, 267–295.

Scheirich, P., Pravec, P., 2009. Modeling of lightcurves of binary asteroids. *Icarus*, 200, 531–547.

Scheirich, P., Pravec, P., Jacobson, S. A., Ďurech, J., Kušnirák, P., Hornoch, K., Mottola, S., Mommert, M., Hellmich, S., Pray, D., Polishook, D., Krugly, Y. N., Inasaridze, R. Y., Kvaratskhelia, O. I., Ayvazian, V., Slyusarev, I., Pittichová, J., Jehin, E., Manfroid, J., Gillon, M., Galád, A., Pollock, J., Licandro, J., Alí-Lagoa, V., Brinsfield, J., Molotov, I. E., 2015. The binary near-Earth Asteroid (175706) 1996 FG₃ – An observational constraint on its orbital evolution. *Icarus*, 245, 56–63.

Steinberg, E., Sari, R., 2011. Binary YORP Effect and Evolution of Binary Asteroids. *Astronomical Journal*, 141, 55–65

Taylor, P. A., Margot, J.-L., Vokrouhlický, D., Scheeres, D. J., Pravec, P., Lowry, S. C., Fitzsimmons, A., Nolan, M. C., Ostro, S. J., Benner, L. A. M., Giorgini, J. D., Magri, C., 2007. Spin Rate of Asteroid (54509) 2000 PH₅ Increasing Due to the YORP Effect. *Science*, 316, 274–277.

Vokrouhlický, D., Čapek, D., Chesley, S. R., Ostro, S. J., 2005. Yarkovsky detection opportunities. II. Binary systems. *Icarus*, 179, 128–138

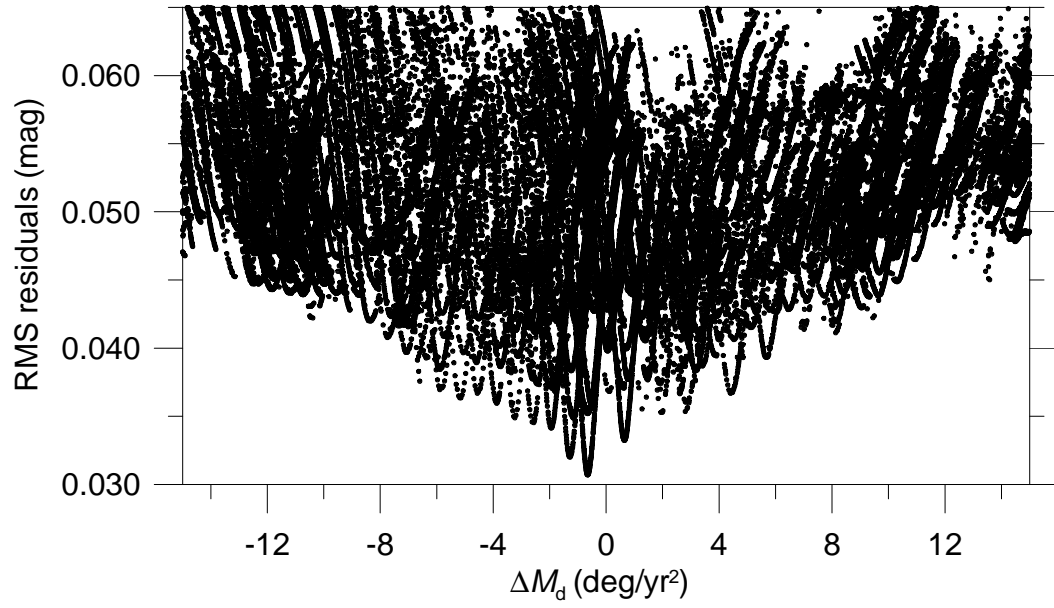


Fig. 1. The RMS residuals vs. ΔM_d for solutions of the model of (66391) 1999 KW4 presented in Section 2.2. Each dot represents the best-fit result with ΔM_d fixed and other parameters varied. The plots were constructed using spherical shapes of both components; see text for details.

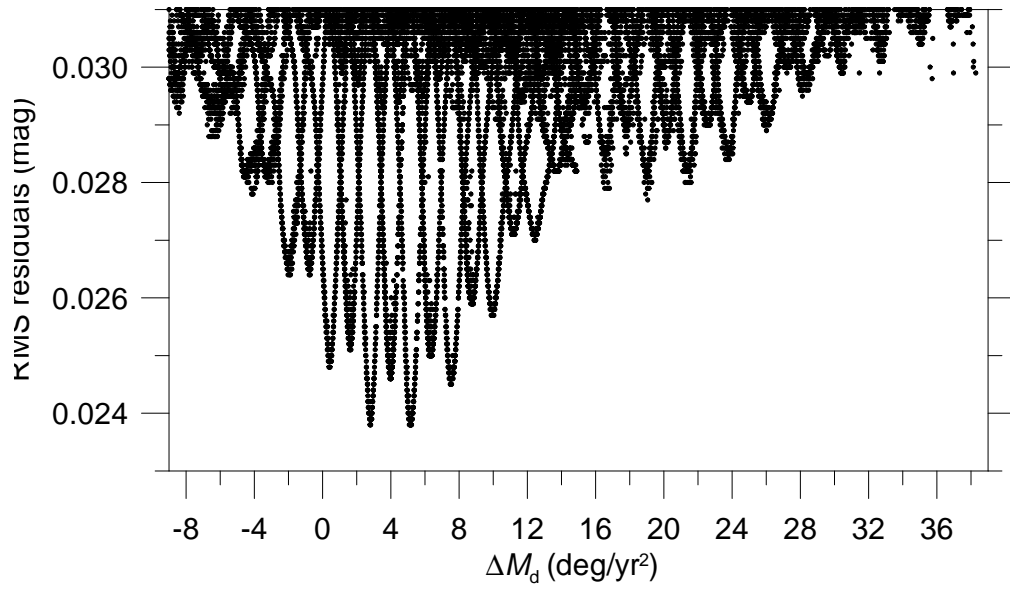


Fig. 2. The RMS residuals vs. ΔM_d for solutions of the model of (88710) 2001 SL9 presented in Section 2.2. Each dot represents the best-fit result with ΔM_d fixed and other parameters varied. The plots were constructed using spherical shapes of both components; see text for details.

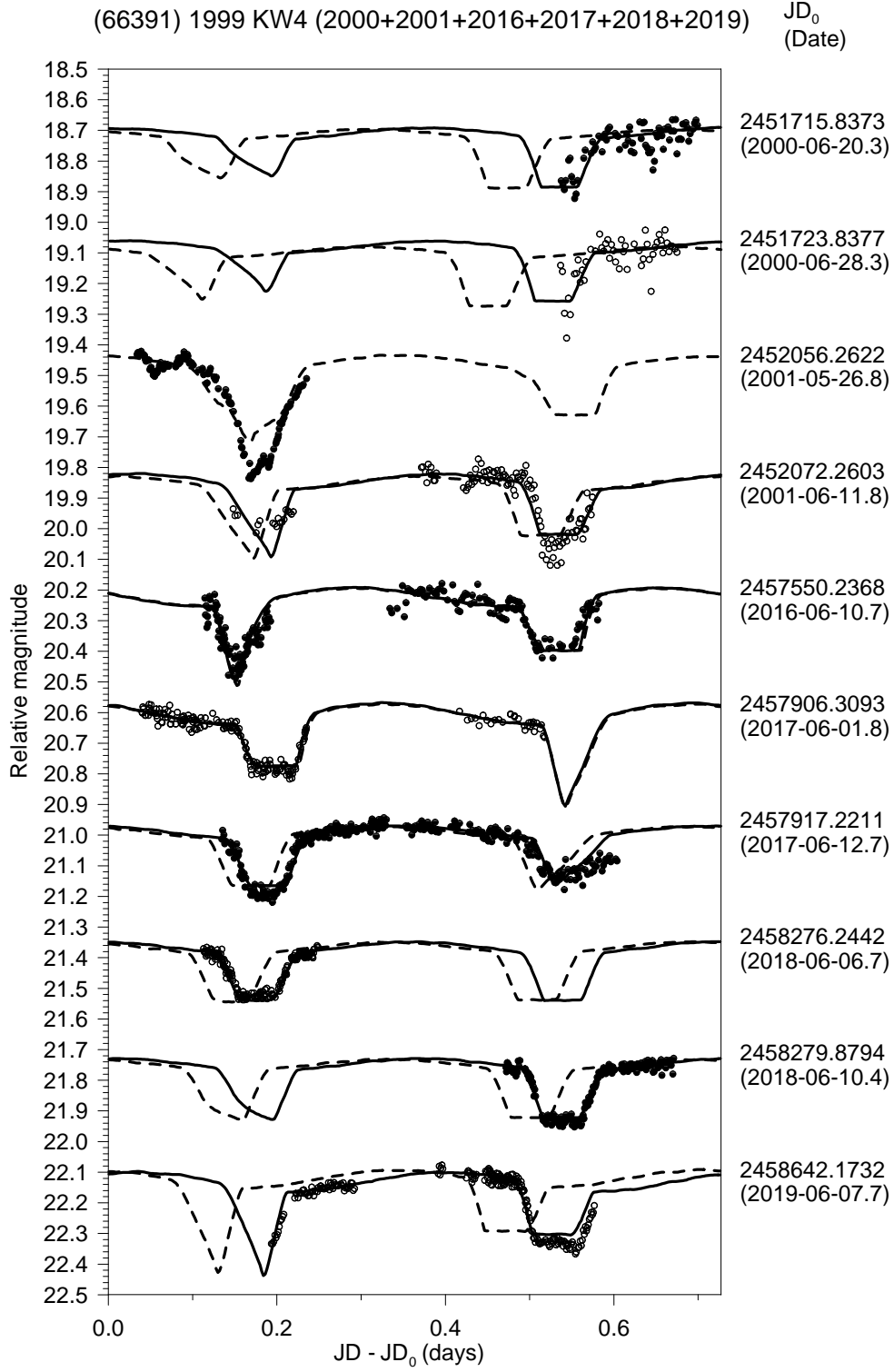


Fig. 3. Selected data of the long-period lightcurve component of (66391) 1999 KW4. The observed data are marked as points. The solid curve represents the synthetic lightcurve for the best-fit solution with $\Delta M_d = -0.65 \text{ deg/yr}^2$. For comparison, the dashed curve is for the best-fit model with ΔM_d fixed at 0.0 deg/yr^2 .

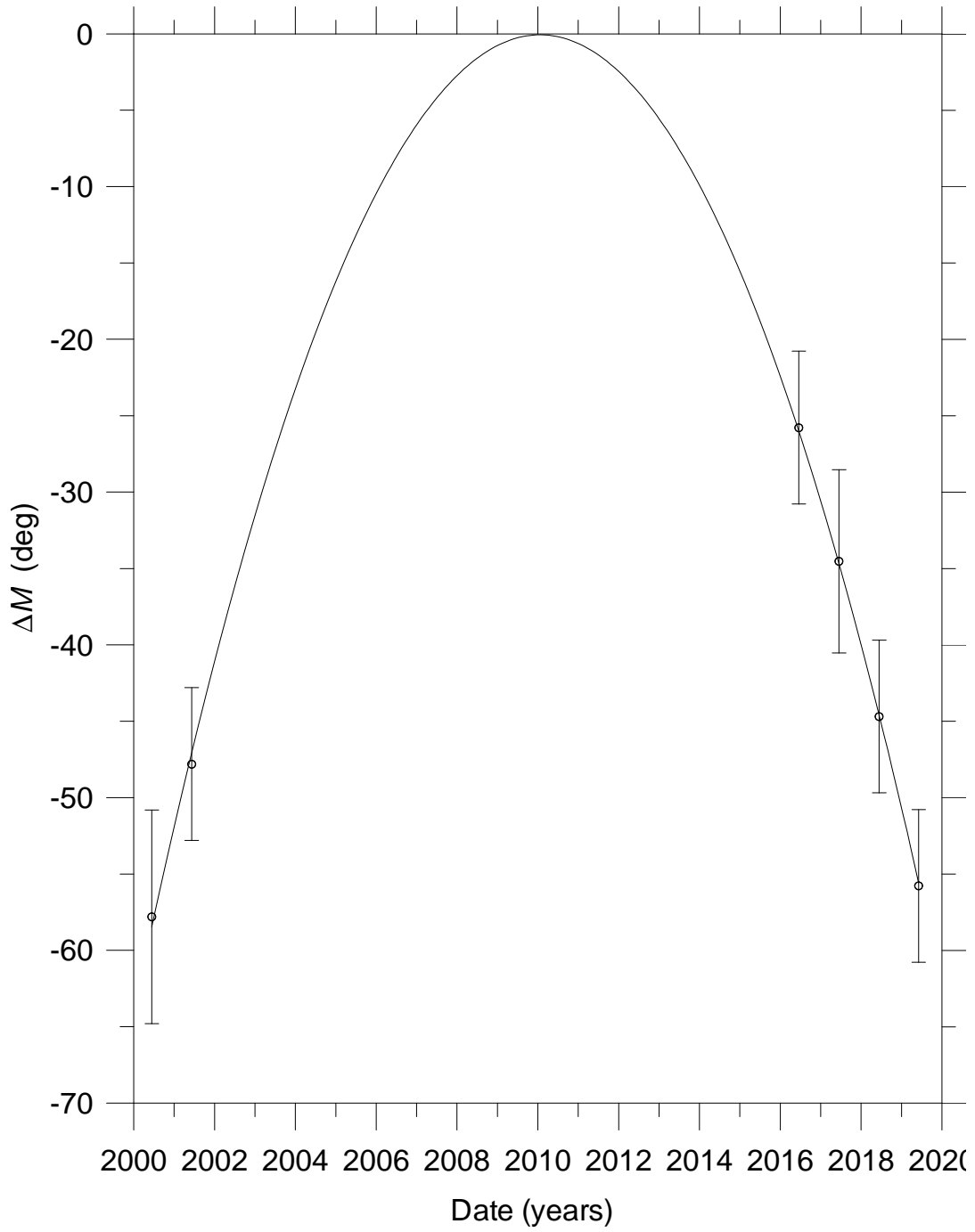


Fig. 4. A time evolution of the mean anomaly difference ΔM between the best-fit solution with a constant orbital period (i.e., with ΔM_d fixed at zero) and the best-fit solution with ΔM_d fitted for (66391) 1999 KW4. Each point corresponds to the middle of one of the six apparitions from 2000 to 2019. Vertical error bars represent estimated 3σ uncertainties of the event times, expressed in mean anomaly. The solid curve is a quadratic fit to the data points.

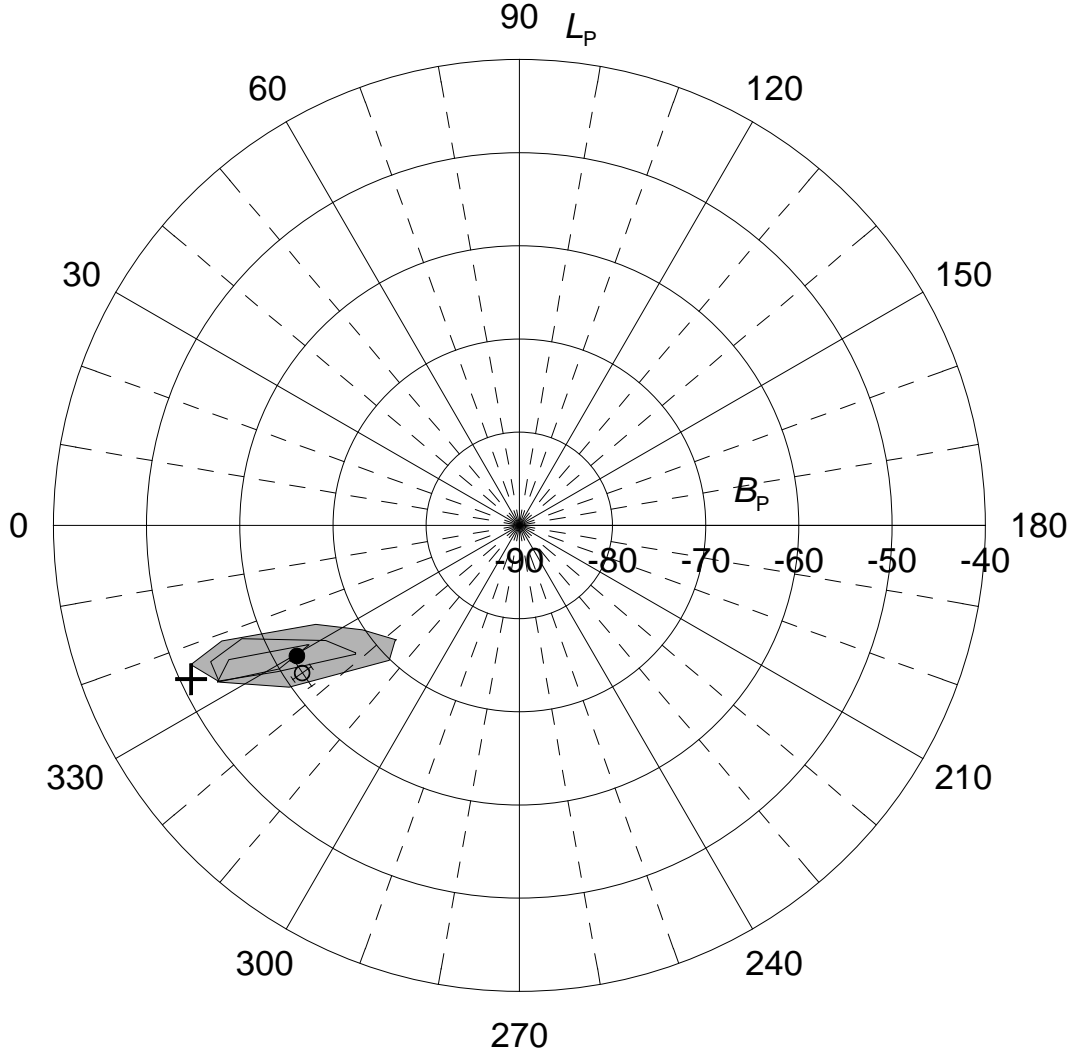


Fig. 5. Area of admissible poles for the mutual orbit of (66391) 1999 KW4 in ecliptic coordinates (grey area) for $(A_1 B_1)^{1/2}/C_1 = 1$. The dot is the nominal solution given in Table 4. This area corresponds to 3σ confidence level. To demonstrate the effect of a flattening of the primary on the estimated pole, the areas confined by solid lines shows the admissible poles constrained using $(A_1 B_1)^{1/2}/C_1 = 1.2$ (middle area) and 1.4 (the smallest area). The open circle with error bars represents a solution for the orbital pole from Ostro et al. (2006) with 1σ uncertainties. The south pole of the current asteroid's heliocentric orbit is marked with the cross.

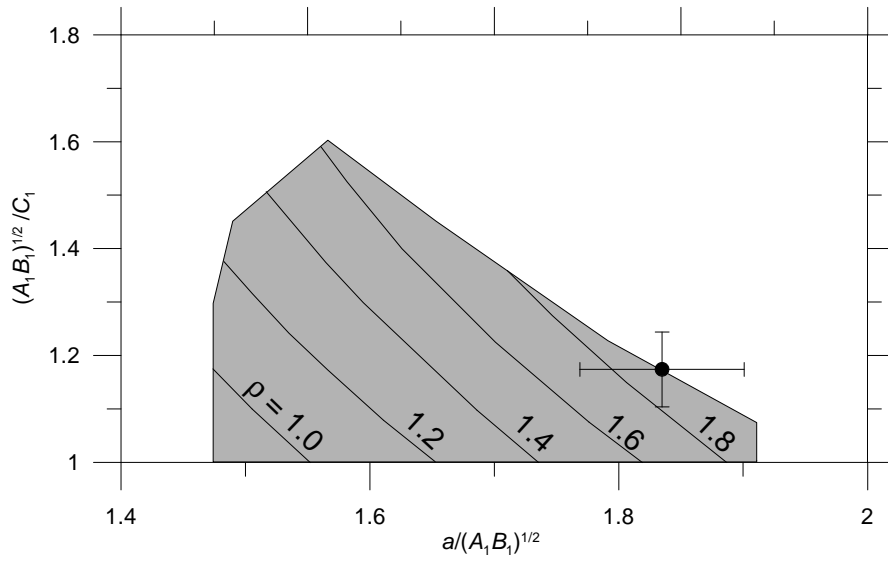


Fig. 6. Area of admissible combinations of the ratio between the mean equatorial and the polar axes of the primary $((A_1B_1)^{1/2}/C_1)$ and the semimajor axis of the mutual orbit a of (66391) 1999 KW4. This area corresponds to 3σ confidence level. Values of the bulk density of the system (ρ) in g cm^{-3} are indicated. The dot with the error bars is the result from Ostro et al. (2006) and its 1σ uncertainties (see text for details).

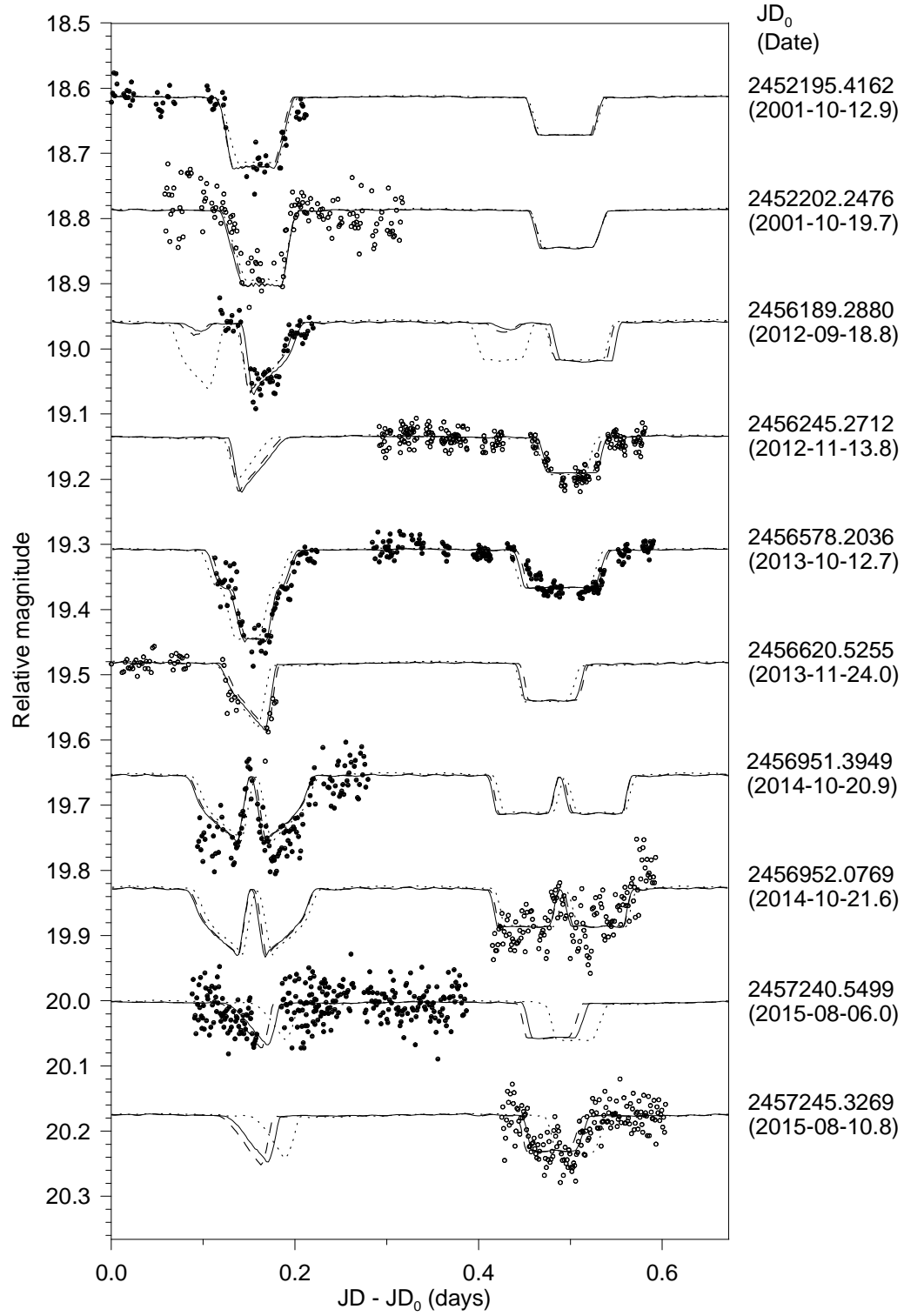


Fig. 7. Selected data of the long-period lightcurve component of 2001 SL9. The observed data are marked as points. The solid and dashed curves represent the synthetic lightcurves of the two best-fit solutions with $\Delta M_d = 2.8$ and 5.2 deg/yr^2 , respectively. For comparison, the dotted curve is for the best-fit model with ΔM_d fixed at 0.0 deg/yr^2 .

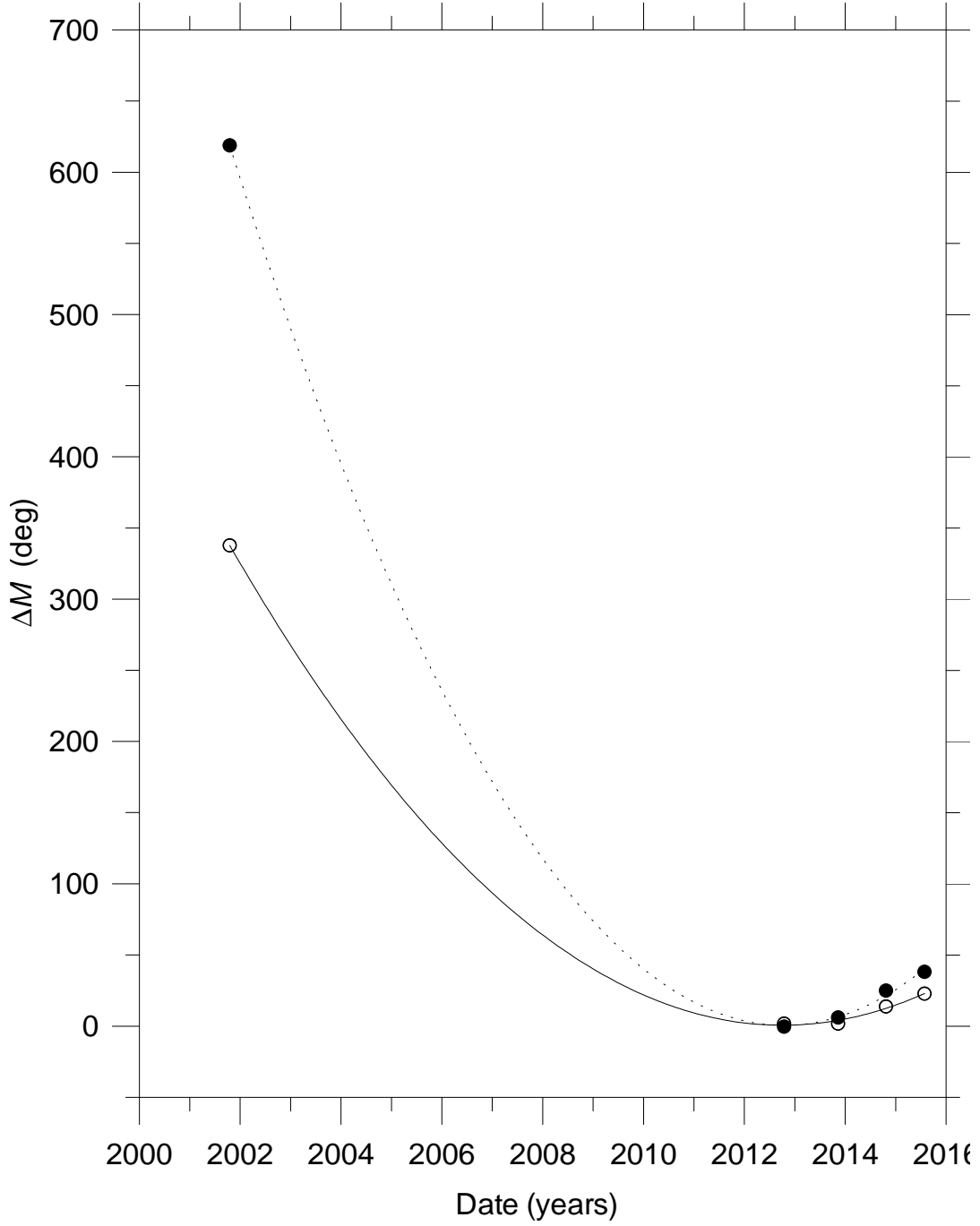


Fig. 8. Time evolutions of the mean anomaly difference ΔM between the best-fit solution with a constant orbital period (i.e., with ΔM_d fixed at zero) and the two best-fit solutions with ΔM_d fitted for (88710) 2001 SL9. Each point corresponds to the middle of one of the five apparitions from 2001 to 2015. The open and solid circles stand for the two solutions with $\Delta M_d = 2.8$ and 5.2 deg/yr^2 , respectively. The sizes of the symbols in vertical direction represent estimated 3σ uncertainties in the timing of events ($\pm 5^\circ$ in mean anomaly). The curves are quadratic fits to the data points.

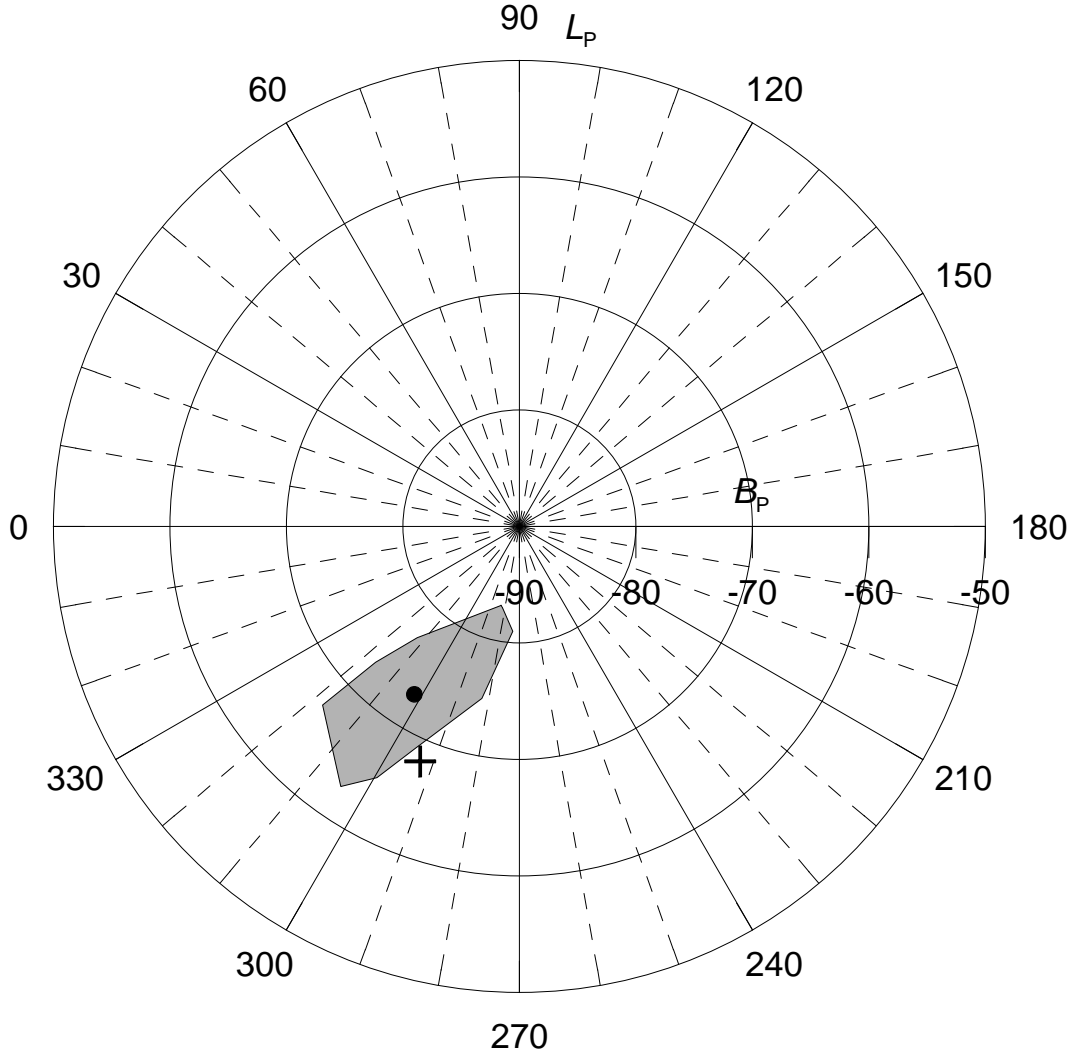


Fig. 9. Area of admissible poles for the mutual orbit of (88710) 2001 SL9 in ecliptic coordinates (grey area). The dot is the nominal solution given in Table 5. This area corresponds to 3σ confidence level. The south pole of the current asteroid's heliocentric orbit is marked with the cross.

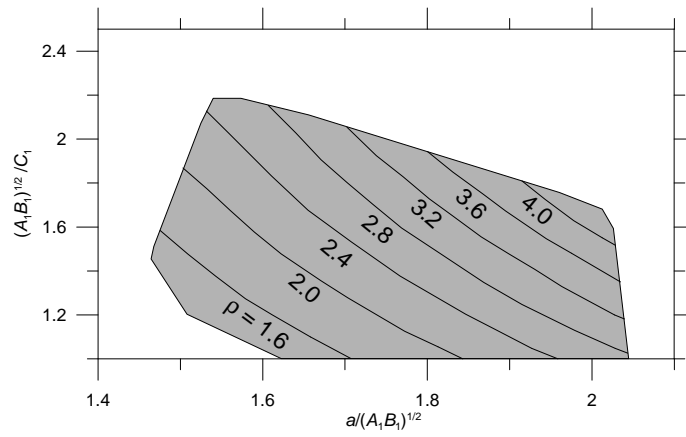


Fig. 10. Area of admissible combinations of the ratio between the mean equatorial and the polar axes of the primary $((A_1B_1)^{1/2}/C_1)$ and the semimajor axis of the mutual orbit a of (88710) 2001 SL9. This area corresponds to 3σ confidence level. Values of the bulk density of the system (ρ) in g cm^{-3} are indicated.

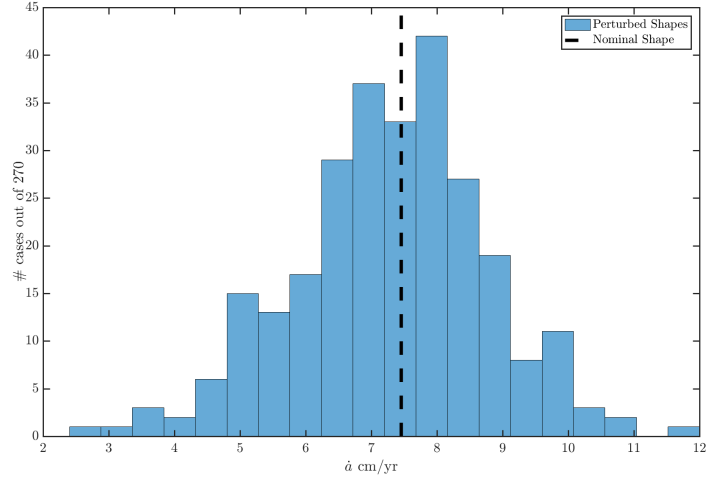


Fig. 11. Histogram of the resulting BYORP induced semimajor axis drift rates for the 270 perturbed secondary shape models of 1999 KW4.

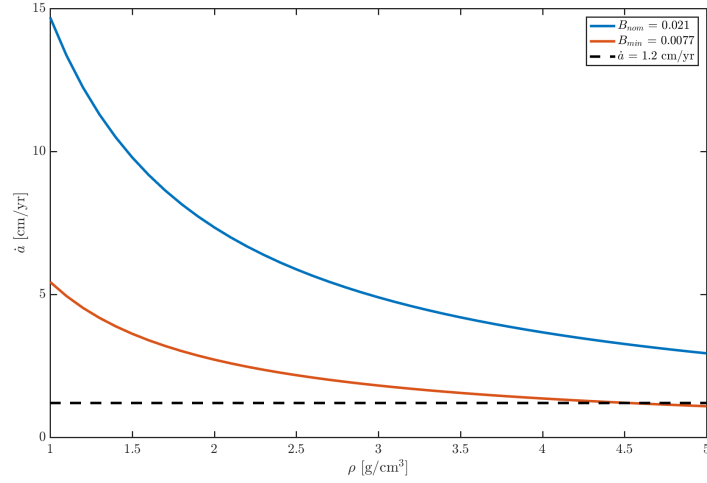


Fig. 12. Variation of \dot{a}_B with secondary density, for the nominal and minimum BYORP coefficients.

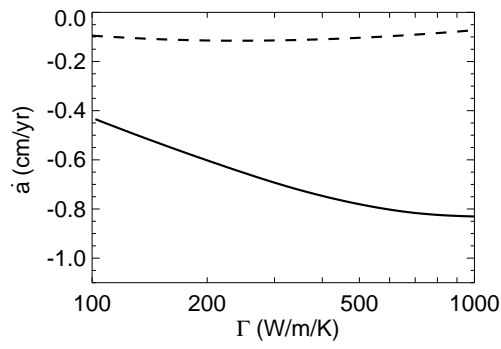


Fig. 13. Semimajor axis drift of the mutual orbit due to Yarkovsky effect as a function of thermal inertia Γ . Solid curve corresponds to (66391) 1999 KW4 and the dashed one corresponds to (88710) 2001 SL9.